

## Derby

Area type and code  
Local Authority (E06000015)

### Total households

Total population resident in households	Total number of households	Total number of families in households
244,625	102,271	68,455

A family is defined as a group of people who are either a:

- married, same-sex civil partnership, or cohabiting couple, with or without child(ren)
- lone parent with child(ren)
- married, same-sex civil partnership, or cohabiting couple with grandchild(ren) but with no children present from the intervening generation
- single grandparent with grandchild(ren) but no children present from the intervening generation

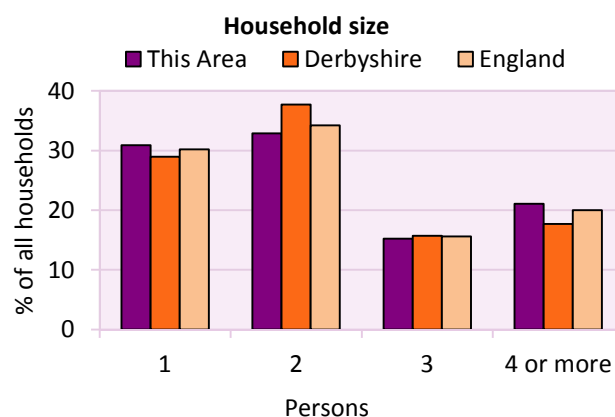
Children in couple families need not belong to both members of the couple.

For single or couple grandparents with grandchildren present, the children of the grandparent(s) may also be present if they are not parents or grandparents of the youngest generation present.

### Household size

Household size		% of total households		
Persons	Number of households	This Area	Derbyshire	England
		1	31,578	30.9
2	33,604	32.9	37.7	34.2
3	15,537	15.2	15.7	15.6
4 or more	21,552	21.1	17.7	20.0

Average household size		Average Household Size		
Persons	Number of households	This Area	Derbyshire	England
		244,625	102,271	2.4



### Household composition

Household composition	Number of households	% of total households		
		This Area	Derbyshire	England
One person households:	31,578	30.9	28.9	30.2
- Pensioner	12,432	12.2	13.0	12.4
- Other	19,146	18.7	15.9	17.9
One family households:	50,402	49.3	57.2	51.2
- All pensioner	7,763	7.6	9.6	8.1
- Married couple households	31,988	31.3	36.4	33.2
- Cohabiting couple households	10,651	10.4	11.2	9.8
Lone parent households:	11,866	11.6	9.5	10.6
- with at least 1 dependent child	8,337	8.2	6.2	7.1
- all children non-dependent	3,529	3.5	3.3	3.5
Other households	8,425	8.2	4.4	8.0

# 2011 Census: Households Profile

Derby

Area type and code  
Local Authority (E06000015)

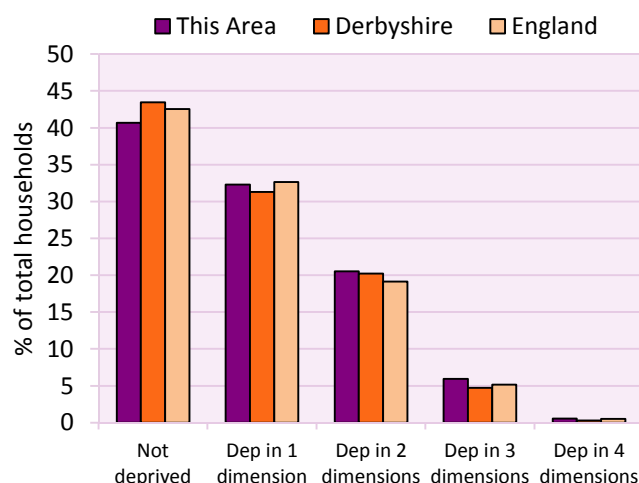
## Deprivation

Household deprivation (Census classification)	Number of households	% of all households		
		This Area	Derbyshire	England
Not deprived in any dimension	41,618	40.7	43.5	42.5
Deprived in one dimension	33,029	32.3	31.3	32.7
Deprived in 2 dimensions	20,996	20.5	20.2	19.1
Deprived in 3 dimensions	6,054	5.9	4.7	5.1
Deprived in 4 dimensions	574	0.6	0.3	0.5

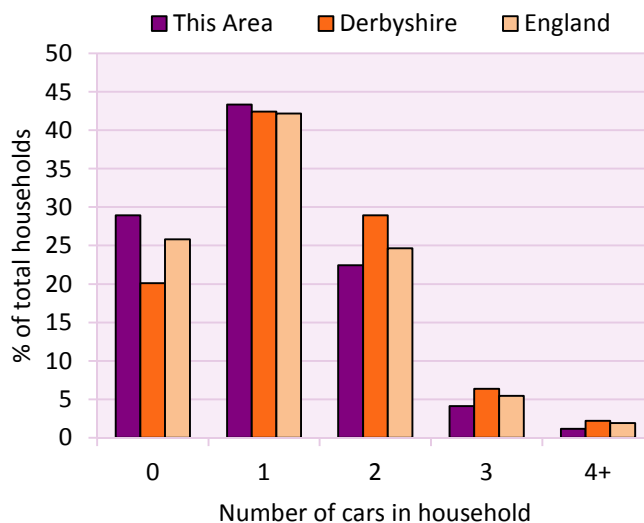
The Census measure of deprivation uses the following four dimensions:

**Employment** - Where any member of the household who is not a full-time student is either unemployed or long-term sick; **Education** - Where no member of the household has at least a level 2 qualification, and no member of the household aged 16-18 is a full-time student; **Health and disability** - If any member of the household has 'bad or very bad' general health or has a long term health problem; and **Housing** - The household's accommodation is either overcrowded (with an occupancy rating -1 or less), is in a shared dwelling, or has no central heating. A household is classified as being deprived in one to four of these dimensions in any combination.

Household deprivation



Households without a car



## Car availability

Car availability Number of cars or vans in household	Number of households	% of all households		
		This Area	Derbyshire	England
0	29,593	28.9	20.1	25.8
1	44,344	43.4	42.4	42.2
2	22,930	22.4	28.9	24.7
3	4,220	4.1	6.4	5.5
4+	1,184	1.2	2.2	1.9
<b>Total number of cars or vans</b>	<b>Number of cars/vans</b>	<b>Average number of cars per household</b>		
	108,124	This Area	Derbyshire	England
		1.1	1.3	1.2

# 2011 Census: Households Profile

Derby

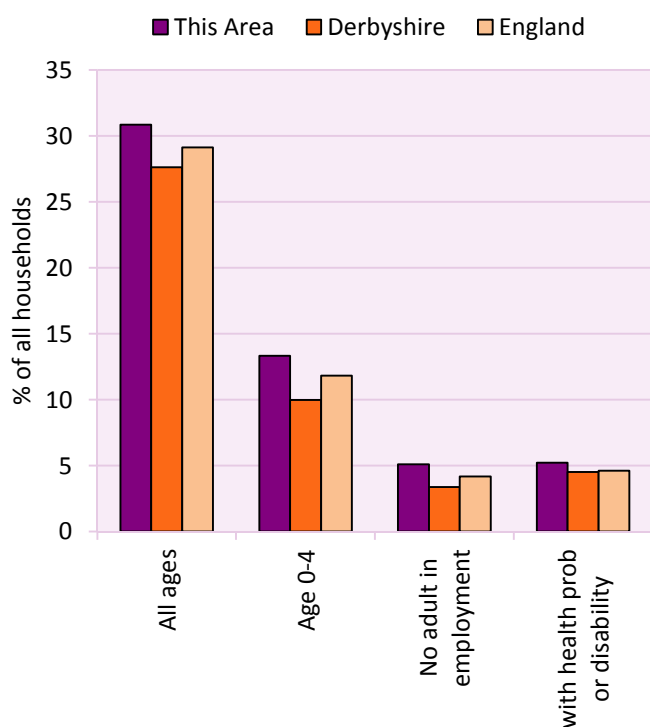
Area type and code  
Local Authority (E06000015)

## Dependent children

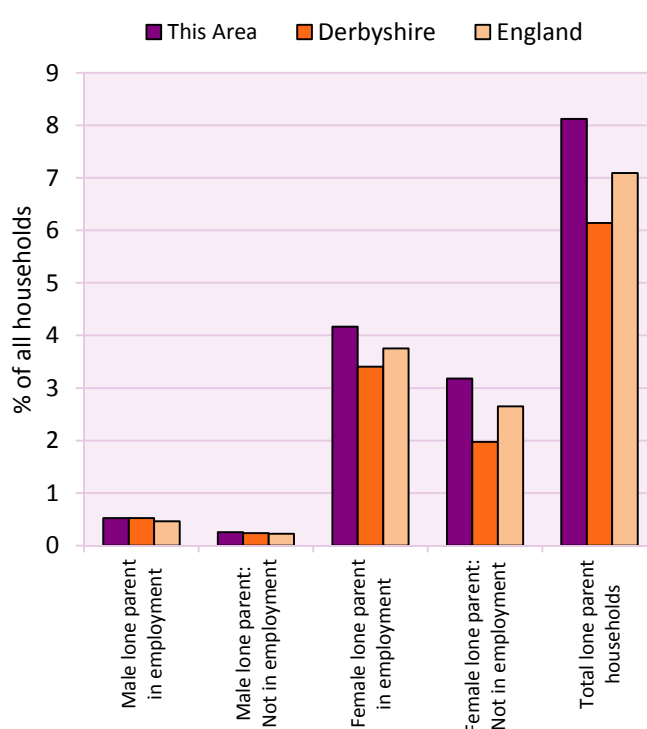
Households with dependent children	Number of households	% of total households		
		This Area	Derbyshire	England
Households with dependent children: All ages	31,554	30.9	27.6	29.1
Households with dependent children: Age 0-4	13,632	13.3	10.0	11.8
Households with dependent children and no adult in employment	5,221	5.1	3.4	4.2
Households with one person in household with long-term health problem or disability with dependent children	5,342	5.2	4.5	4.6

Lone parent households with dependent children by employment status	Number of households	% of total households		
		This Area	Derbyshire	England
Lone parent households with dependent children:				
- Male lone parent: In part-time employment	143	0.1	0.1	0.1
- Male lone parent: In full-time employment	390	0.4	0.4	0.4
- Male lone parent: Not in employment	259	0.3	0.2	0.2
- Female lone parent: In part-time employment	2,567	2.5	2.1	2.3
- Female lone parent: In full-time employment	1,695	1.7	1.3	1.5
- Female lone parent: Not in employment	3,254	3.2	2.0	2.6
Total lone parent households with dependent children	8,308	8.1	6.1	7.1

Households with dependent children



Lone parent households by employment status



# 2011 Census: Households Profile

Derby

Area type and code  
Local Authority (E06000015)

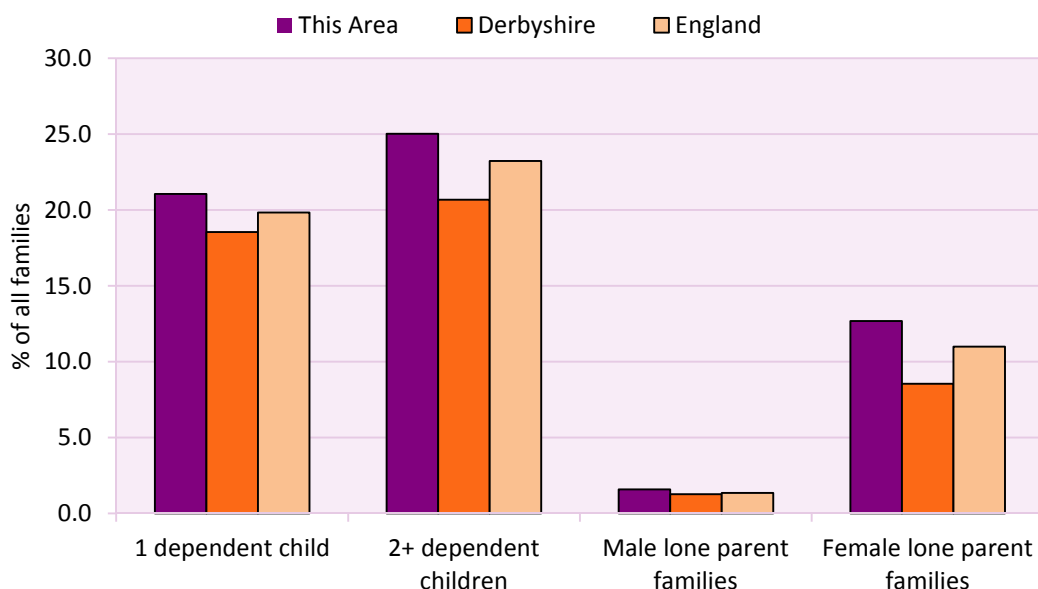
## Dependent children continued

Families with dependent children	Number of families	% of all families		
		This Area	Derbyshire	England
Families with 1 dependent child	14,409	21.0	18.5	19.8
Families with 2 or more dependent children	17,122	25.0	20.7	23.2
Male lone parent families	1,087	1.6	1.3	1.4
Female lone parent families	8,680	12.7	8.6	11.0

Families with dependent children by employment status	Number of parents aged 16+	% of population 16+		
		This Area	Derbyshire	England
Couple families with dependent children:				
- 1 adult in employment	12,366	6.2	4.8	5.7
- 2 adults in employment	27,760	14.0	15.7	14.2
- No adult in employment	3,382	1.7	1.2	1.3
Lone parent families with dependent children:				
- 1 adult in employment	5,605	2.8	2.3	2.5
- No adult in employment	4,150	2.1	1.3	1.7

Total dependent children	Dependent children		
	This Area	Derbyshire	England
Total dependent children	57,560	157,571	11,437,443

### Families with dependent children



For an **explanation** of the various terms used in these tables, please see the accompanying **Glossary**.

There is also a **Summary** profile, and there are other extension profiles covering the following topics:- **Change Over Time, Economic Activity, Equalities, Health, Households and Housing**.

**Profiles** in Adobe Acrobat (pdf) format can be downloaded from the Derbyshire Observatory web site, which also provides interactive maps and charts - <http://observatory.derbyshire.gov.uk>

Version: 1.0